



Match Statistics

Match #	Date	Time	Pool / Class	Pitch
17	25 Mar 1994	11:30	Final 3-4	

Australia	<table border="1"> <tr> <td>Full Time</td> <td>2 - 2</td> </tr> <tr> <td>Half Time</td> <td>1 - 2</td> </tr> </table>	Full Time	2 - 2	Half Time	1 - 2	Netherlands	
Full Time	2 - 2						
Half Time	1 - 2						

Penalty Corners



AUS



NED



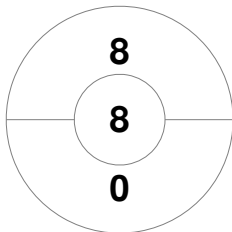
AUS



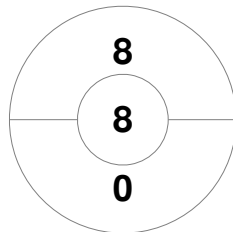
NED

Circle Entries

Shots

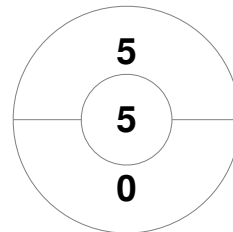


AUS

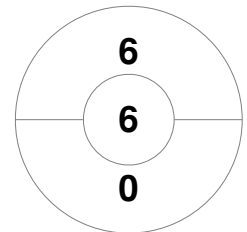


NED

Shots on Target



AUS



NED

Possession %



AUS



NED

