

Match Statistics

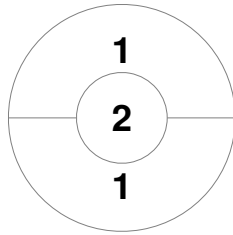
| Match # | Date | Time | Pool / Class | Pitch |
|---------|-------------|-------|----------------|---------|
| 36 | 26 Jan 2024 | 16:10 | 9th-12th Place | Pitch 1 |

| | | | |
|------------------|-----------|-------|----------------------|
| Australia | Full Time | 4 - 8 | United States |
| | Half Time | 2 - 3 | |

Penalty Corners



AUS



USA

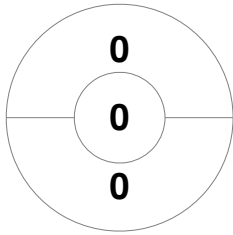


AUS

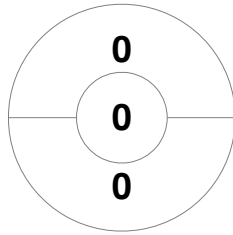


USA

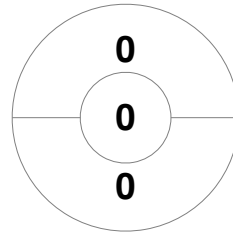
Circle Entries



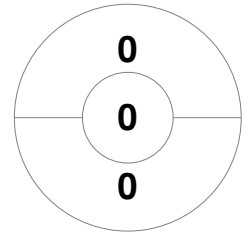
AUS



USA



AUS



USA

Shots

Shots on Target

Possession %

