

Match Statistics

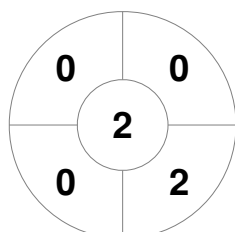
| Match # | Date | Time | Pool / Class | Pitch |
|---------|-------------|-------|--------------|---------|
| 20 | 26 Jan 2020 | 14:30 | Final | Pitch 1 |

| | | | |
|----------------|----|----|--|
| Belarus | | | |
| GK Subs | 36 | 39 | |

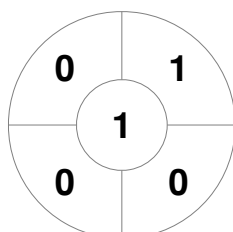
| | |
|--------------|-------|
| Full Time | 1 - 1 |
| Third Period | 0 - 1 |
| Half-time | 0 - 1 |
| First Period | 0 - 1 |
| Shootout | 4 - 3 |

| | | | |
|--------------------|--|--|--|
| Netherlands | | | |
| GK Subs | | | |

Penalty Corners



BLR



NED



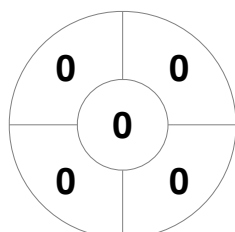
BLR



NED

Circle Entries

Shots

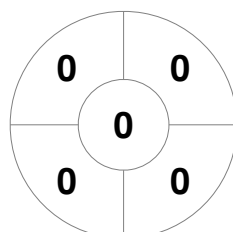


BLR

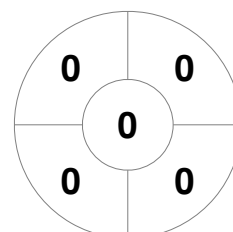


NED

Shots on Target



BLR

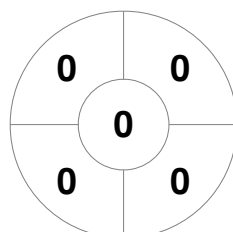


NED

Possession %



BLR



NED

